



**SIMPLE
RELIABLE
AFFORDABLE**



COMPANY PROFILE

Infinite Automation develop world-class technology and premium quality products in pursuit of our goal to automate and transform every property in Australia.

We design and supply certified automation products that offer safe and reliable solutions at an affordable price.


Installing Infinite Automation switches is a proven method of reducing unnecessary power consumption and limiting energy wastage.

Automation may reduce demand on appliances, increasing efficiency and extending life expectancy.

ABOUT US

Infinite Automation is a Melbourne based automation company.

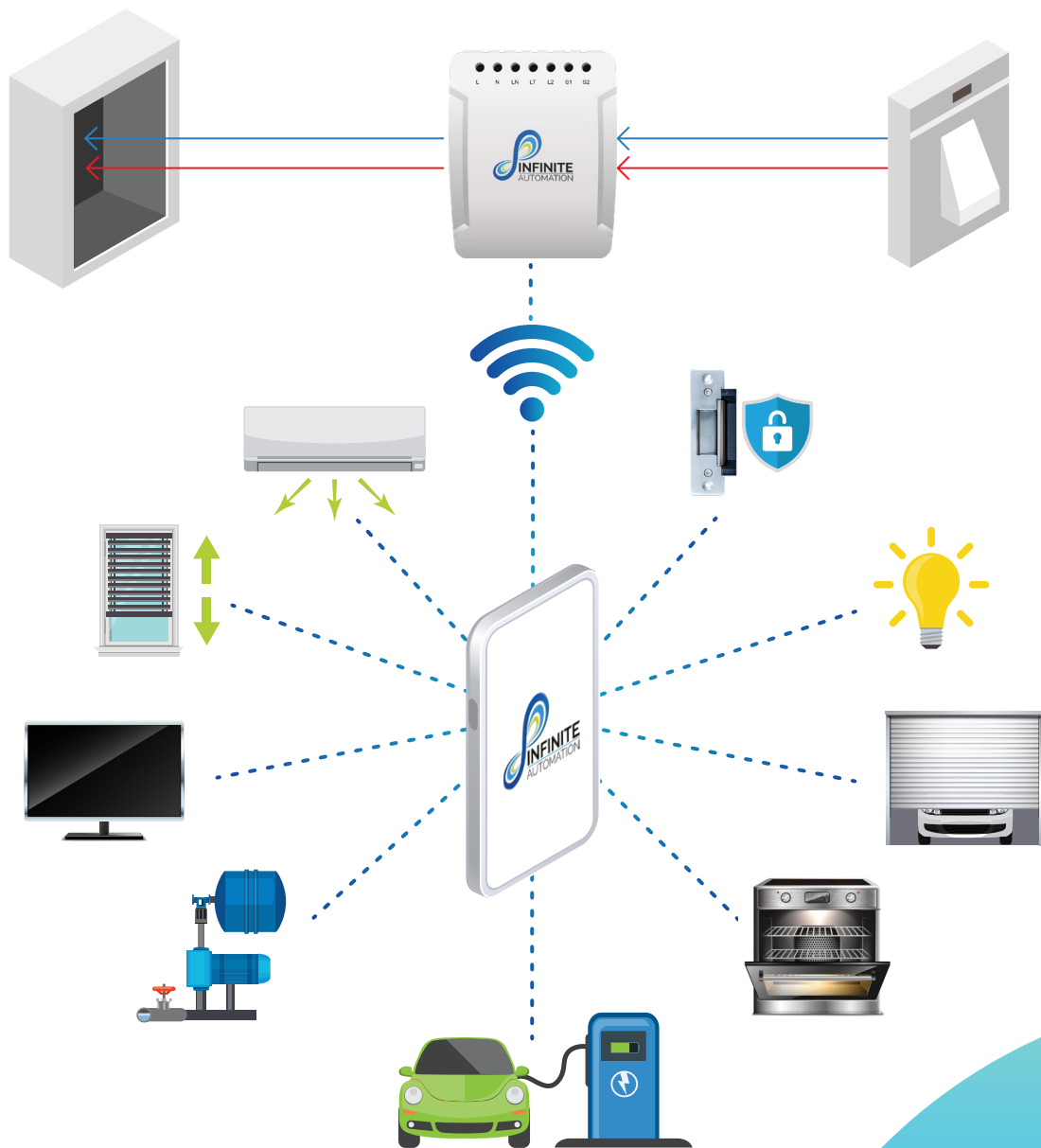
Our products are proudly Australian made.



HOW IT WORKS

Infinite Automation devices provide users with the convenience of operating and automating their electrical appliances directly from their smartphones.

Our range of devices are specifically designed for easy installation or retrofitting to existing switch-plates, and they can be used for "in-line applications" via our app. Additionally, our devices can be integrated with motion and other sensors for added functionality.



Note :

Infinite Automation switches must be installed by qualified and licensed electrician.



Home Automation

Our A-Grade electricians will consult with you one-on-one to evaluate, propose and install a complete solution.

We retrofit your existing switches and outlets and equip your home with a fully automated solution. Monitor and control your home power consumption with our fully featured app and even sync it up with your Alexa or Google Home.

It's easy – we supply and install everything you need.

Automation for disabled

Infinite Automation is an Accredited NDIS provider.

Automation can significantly enhance the lives of individuals living with a disability whether they qualify for SDA (Specialist Disability Accommodation) and or SIL (Supported Independent Living).

Infinite Automation can work with NDIS recipients, carers and personnel to design and arrange installation of our products specifically targeted to people with all manner of disabilities. As the spectrum of disability is vast, one on one consultations are recommended.

Commercial Automation

For our commercial clients we can develop custom features to suit your precise needs.

We consult with you one-on-one to determine your requirements. Our A-Grade electricians will then evaluate your site to propose, design and install the complete solution.

Our commercial and business clients receive priority support including automation training as part of the installation.

Agriculture Automation

Increase profits and reduce labour costs by automating your agriculture practices.

Infinite Automation can combine solar energy and our automation switches to provide unique solutions for Power, Water (irrigation & drainage), Feeding, Fertilising over large areas.

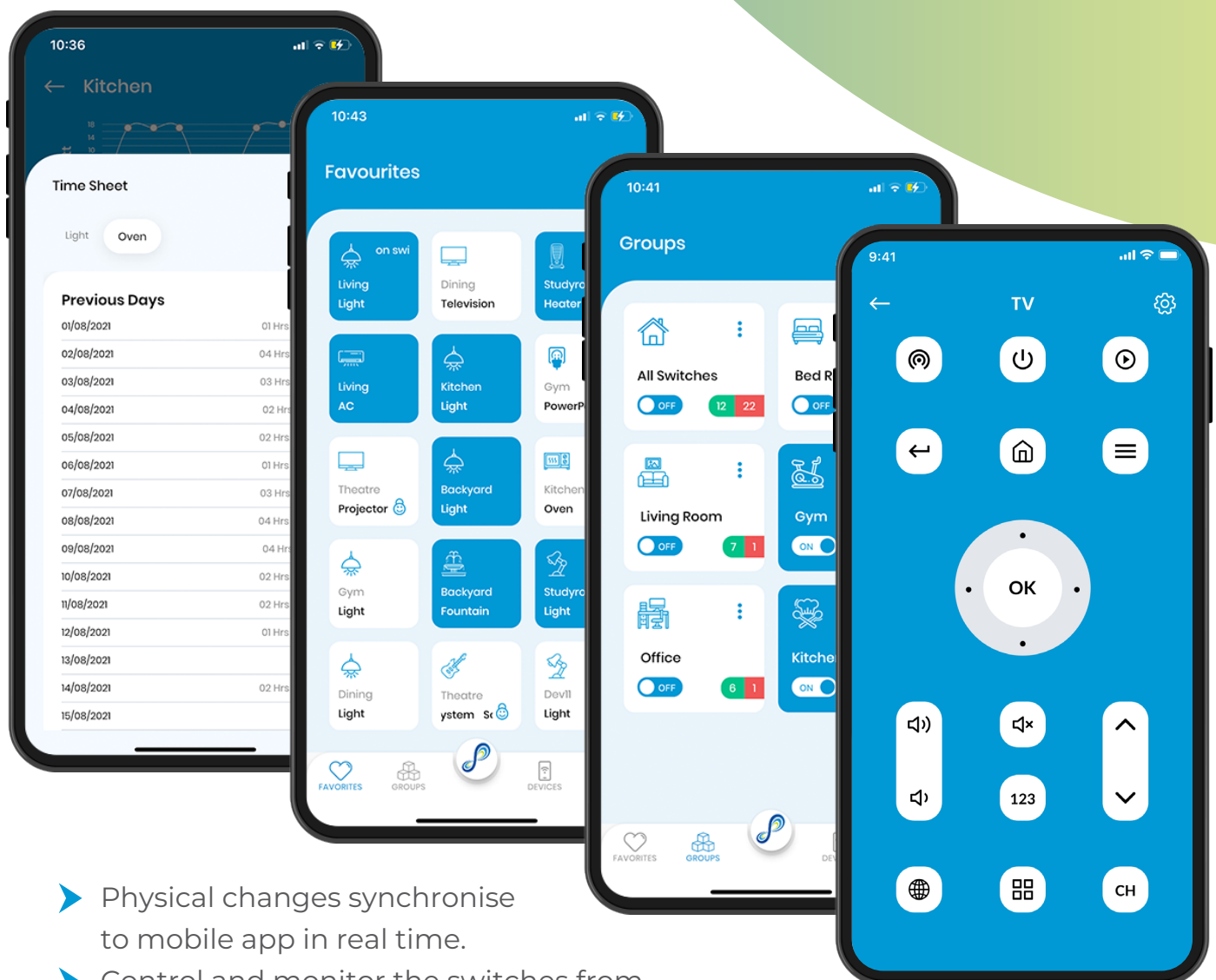
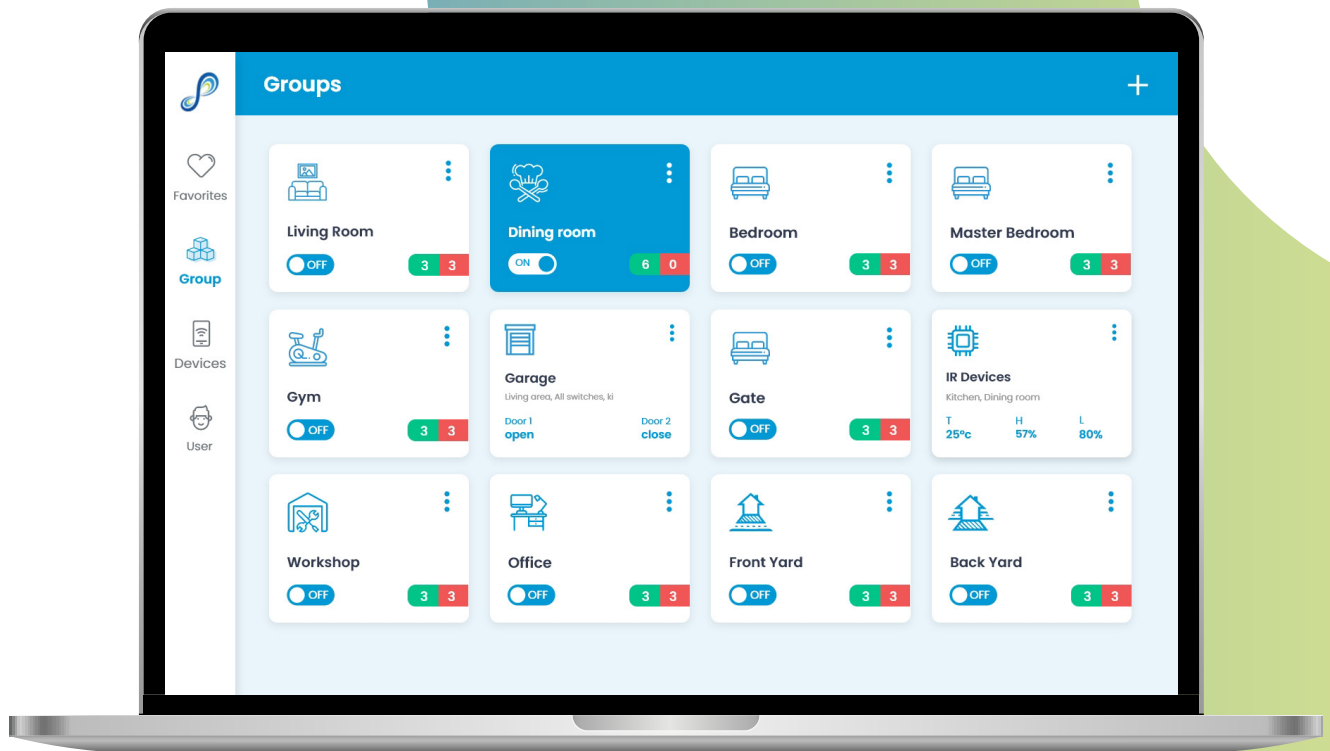


APPLICATION FEATURES



- Complete control of your power switches from anywhere.
- Setup quick favourites and smart groups.
- Fully automate your home using Scheduler, Timer, Geofencing or Hard Timer.
- Monitor the live power consumption and past usage data from App.
- Application will sync and display the current switch status.
- All user displays will auto sync.
- Child Lock to enable hard locking the switch in ON or OFF mode.
- Custom label the ON/OFF Toggle for any switch.
- Use your existing physical switches or control via the app.
- Dimmer is compatible with major dimmer Downlights, LED lights, globes or strip lights.
- Can also control the fan and its speed.





- Physical changes synchronise to mobile app in real time.
- Control and monitor the switches from Smartphone or Computer web browser.

Our Hardware Devices



Infinite Automation Smart Switch 10A (2 Gang)

- This product will automate two circuits with up to a 10 Amp load.
- The switch is ideal for home automation applications such as lighting and electrical home appliances.



Infinite Automation Smart Switch 20A

- This product will automate a single circuit with up to a 20 Amp load.
- The switch is suitable for applications that require a heavier load capacity such as H-VAC and other industrial requirements.
- This switch may be used in combination with a contactor to initiate a connection for high current heavy load applications including 3 phase.



Infinite Automation Dimmer (4 Channel)

- Infinite Smart Retrofit enables the automation of existing dimming light range, with the added capability of adjusting light brightness.
- Additionally, it can be used to adjust the speed of ceiling fans.



Infinite Automation Dry Contact Switch (Garage Door)

- The Infinite Dry Contact switch is capable of automating applications that require pulse switching (dry contact), including garage doors, self-opening gates, or farm loading docks.



Infinite Automation IR Controllable

- The Infinite IR device enhances home automation experience by allowing control of IR-enabled devices using a smartphone or voice assistant.

Works on



iOS



Android



Web

Compatible with



Alexa



Google Home



Australian
Made



Proud Member

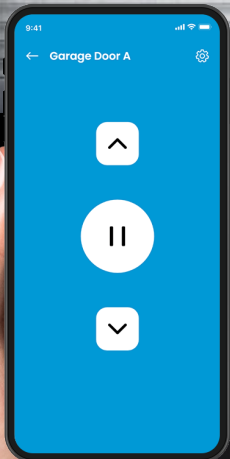


Registered NDIS
Provider

**Winner of
South East Business
Awards 2022**



SMART RETROFIT GARAGE DOOR AUTOMATION



AUTOMATION SOLUTION FOR
DOORS, GATES, WINDOWS & BLINDS



INNOVATION AUTOMATION RELAXATION

CONTACT US



03 9069 2089



info@infiniteautomation.com.au



www.infiniteautomation.com.au

